

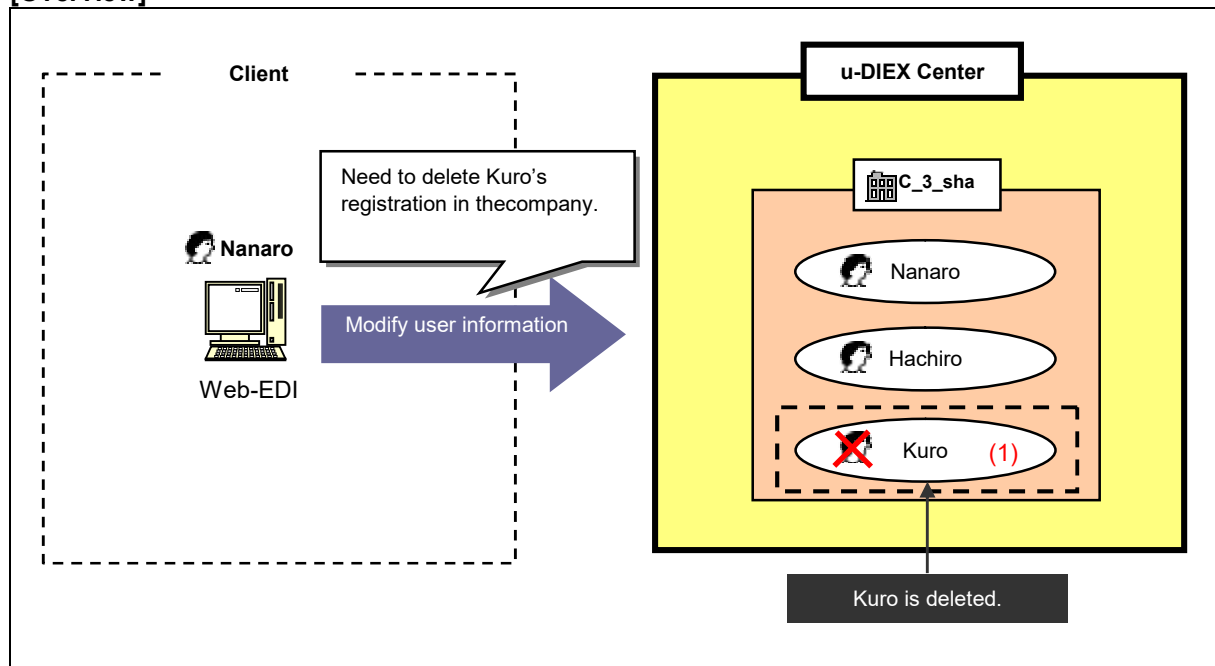
7.2.6 Delete user information

[Function explanation]

[Function outline]

Deletes user information of logon user's company.

[Overview]



*This overview indicates the following process: Nanaro, a Company administrator deletes user information of Kuro who is the user in the same company.

[Main function]

(1) Delete user information.

Deletes the user registration information in the company that logon user belongs.

*Logon user can't delete the own registration information.

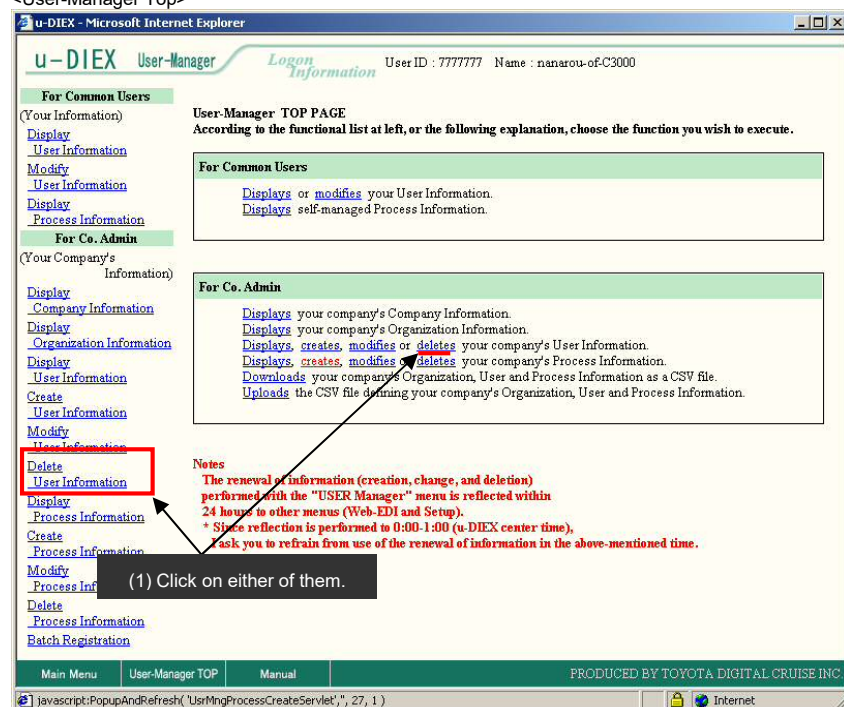
[Operating explanation with the screens]

Explains the procedure for deleting user information in the overview by using Web-EDI screen.

-Search user of the logon user's company.

(1) Click on “Delete User Information” or “Deletes your company's User Information” for Co. Admin.

<User-Manager Top>

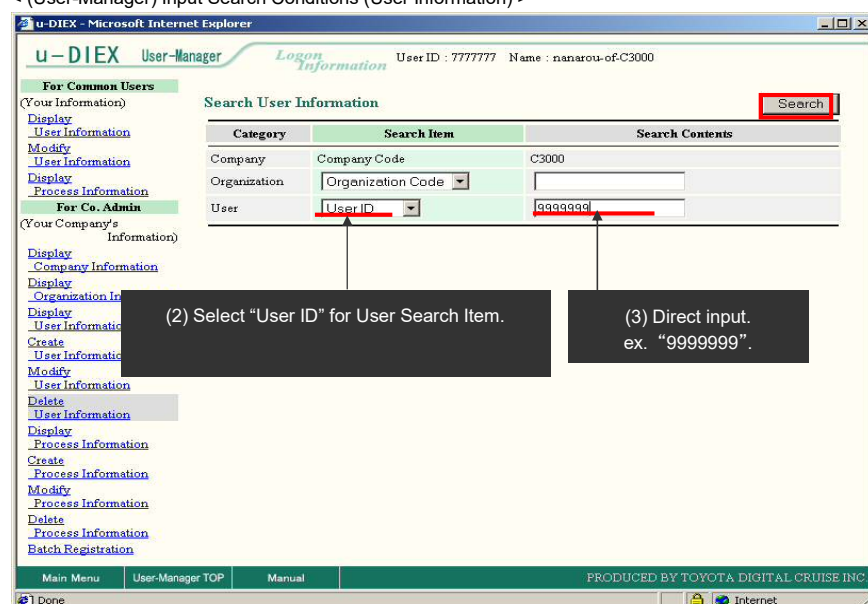


(2) Select “User ID” for User Search Item.

(3) Input User ID being searched to User Search Contents.

(4) Click “Search” button.

< (User-Manager) Input Search Conditions (User Information) >



(5) Click on "User ID" in "User Information List".

<(User-Manager) List (User Information)>

u-DIEX User-Manager Logon Information User ID : 7777777 Name : nanarou-of-C3000

For Common Users
(Your Information)
[Display](#)
[User Information](#)
[Modify](#)
[User Information](#)
[Display](#)
[Process Information](#)

For Co. Admin
(Your Company's Information)
[Display](#)
[Company Information](#)
[Display](#)
[Organization Information](#)
[Display](#)
[User Information](#)
[Create](#)
[User Information](#)
[Modify](#)
[User Information](#)
[Delete](#)
[User Information](#)
[Display](#)
[Process Information](#)
[Create](#)
[Process Information](#)
[Modify](#)
[Process Information](#)
[Delete](#)
[Process Information](#)
[Batch Registration](#)

Search User Information

Category	Search Item	Search Contents
Company	Company Code	C3000
Organization	Organization Code	
User	User ID	9999999

User Information List

Company code	User ID	User Name
C3000	9999999	kuro

(5) Click on "User ID".
ex. 9999999

Main Menu User-Manager TOP Manual PRODUCED BY TOYOTA DIGITAL CRUISE INC.

-Delete user.

(1) Confirm the user information being deleted.

(2) Click "OK" button.

< Deletion Confirmation (User information) >

u-DIEX - Microsoft Internet Explorer

Modify User Information Confirmation Back Cancel OK

User Information

Company Code	C3000
User ID	9999999
User Name	kuro
Country	JAPAN
Address	Aichi
Postal Code	471
Telephone Number	0565-00-0000
FAX Number	0565-00-0000
E-mail Address	kuro@c3000.co.jp
Organization Code	S3001
Valid Period (Start Date)	2003/07/13 00:00
Valid Period (End Date)	2010/12/31 23:59
Co. Admin	No

Registration/Update Information

Registration Date	2003/07/14 15:00
Update Date	2003/12/25 14:16

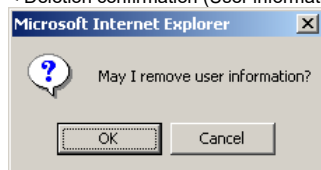
ページが表示されました インターネット

(1) Confirm the user information.

(2) Click "OK" button.

(3) Click "OK" button to delete user information.

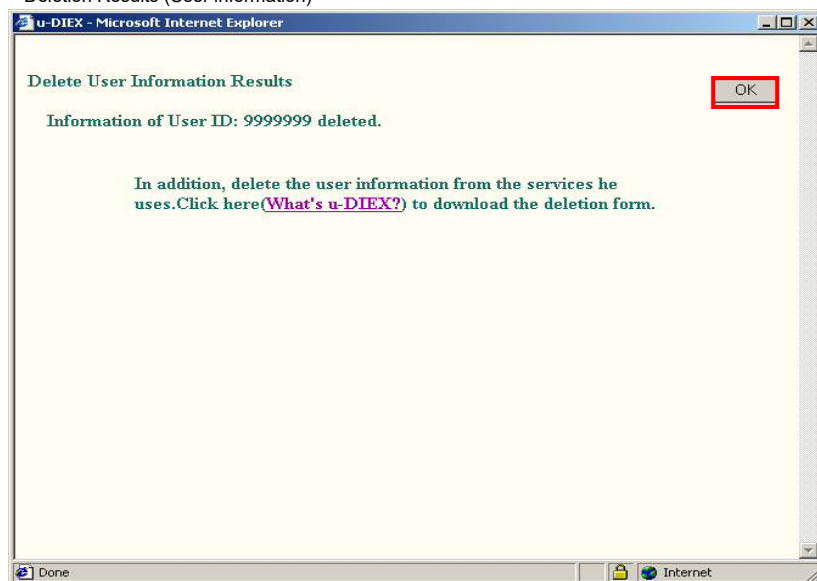
< Deletion confirmation (User information) of Browser >



(3) Click "OK" button.

(4) Deletion results of user information are displayed.

< Deletion Results (User information) >



(4) Screen is closed by clicking "OK" button.