

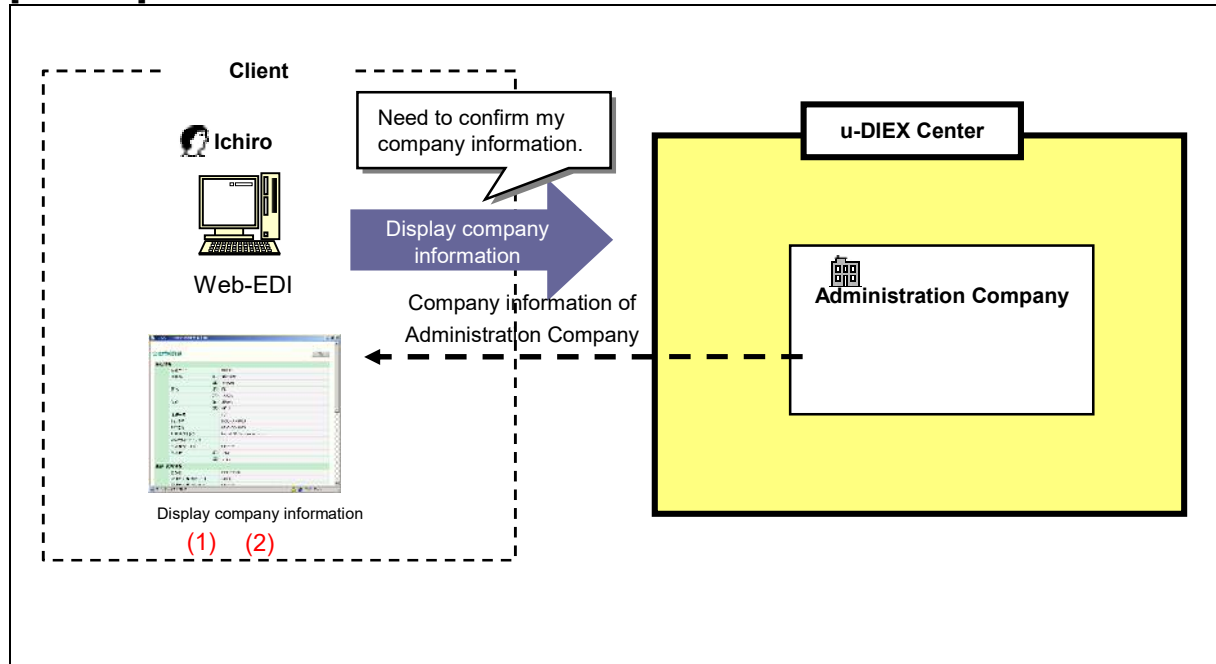
7.2.1 Display company information

[Function explanation]

[Function outline]

Displays company information of logon user.

[Overview]



*This overview indicates the following process: Ichiro, a Company administrator confirms the registration information of “Administration Company” that he belongs.

[Main functions]

(1) Display company information.

Confirms the registered company information such as company name, Company code and representative name of company that logon user belongs.

(2) Display registered and updated information

Company registration date, registration applicant name, registration applicant user ID etc. are displayed. If the registered company information are updated, update date/update applicant user name/update applicant user ID etc. are displayed.

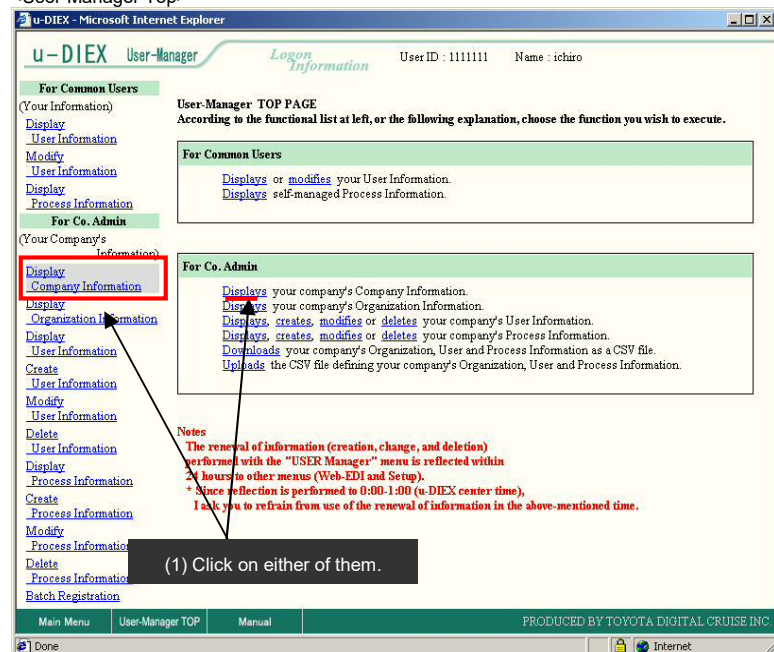
[Operating explanation with the screens]

Explains the procedure for displaying company information in the overview by using Web-EDI screen.

-Display company information of logon user

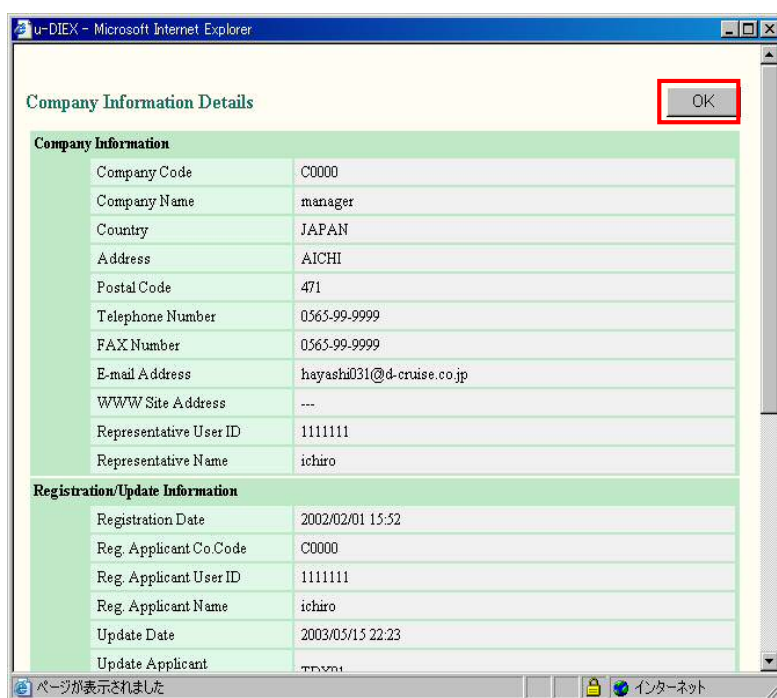
(1) Click on “Display Company Information” or “Displays your company’s Company Information” for Co. Admin.

<User-Manager Top>



(2) Detailed information of company that logon user belongs is displayed.

< Details (Company Information)>



(2) Screen is closed by clicking "OK" button.