

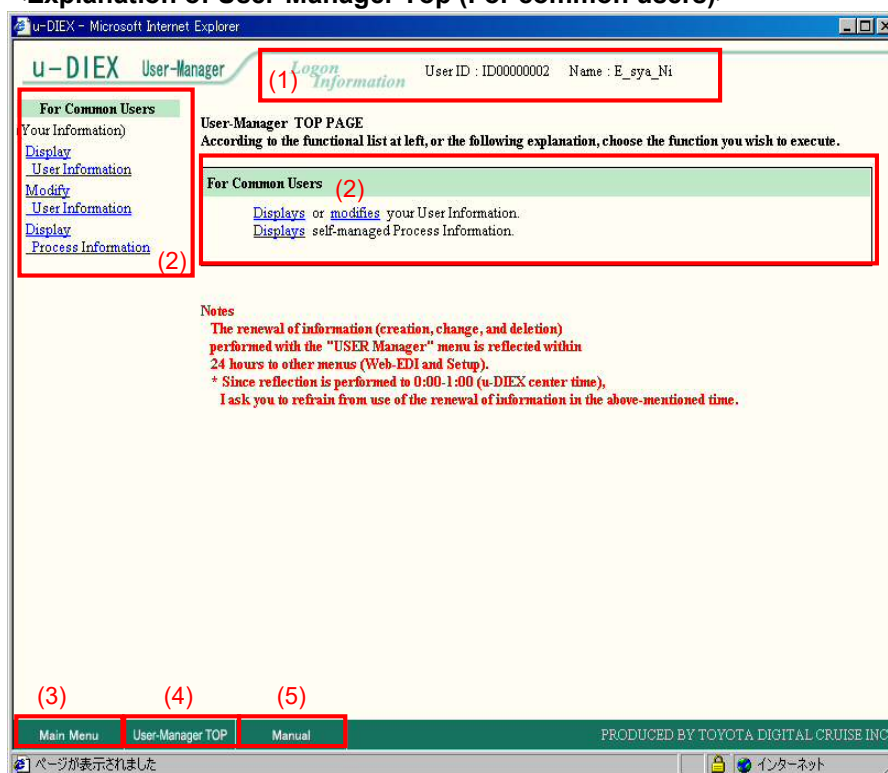
7.1. For common users

Common users can use the following User-Manager functions.

[List of available functions for common users]

Function name	Explanation
Display User Information	Displays the detailed logon user information.
Modify User Information	Modifies the detailed logon user information.
Display Process Information	Displays processes that the logon user is the administrator.

<Explanation of User-Manager Top (For common users)>



-User-Manager Top screen layout for common users

No.	Function name	Explanation
(1)	Logon Information	Displays user ID and user name of logon user.
(2)	For Common Users	Displays the functions for common users.
(3)	Main Menu	Displays Main Menu screen.
(4)	User-Manager TOP	Displays User-Manager Top screen.
(5)	Manual	Displays Online User-Manager Manual screen.

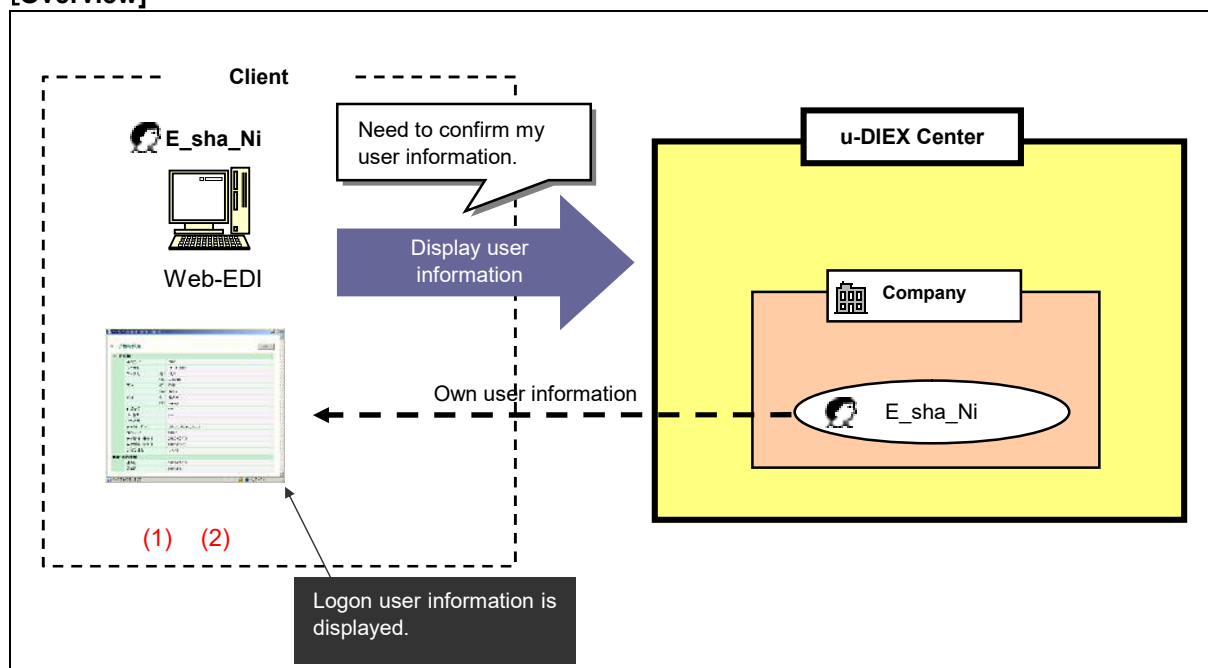
7.1.1. Display user information

[Function explanation]

[Function outline]

Displays the detailed logon user information registered in u-DIEX.

[Overview]



*This overview indicates the following process: E_sha_Ni confirms the own user information registered in u-DIEX.

[Main functions]

(1) Display User Information

Confirms the registered user information such as user name, user ID, organization code, Company code, country name, address, E-mail address and Valid period.

(2) Display registered and updated information

Confirms the date when logon user information is registered and updated in u-DIEX.

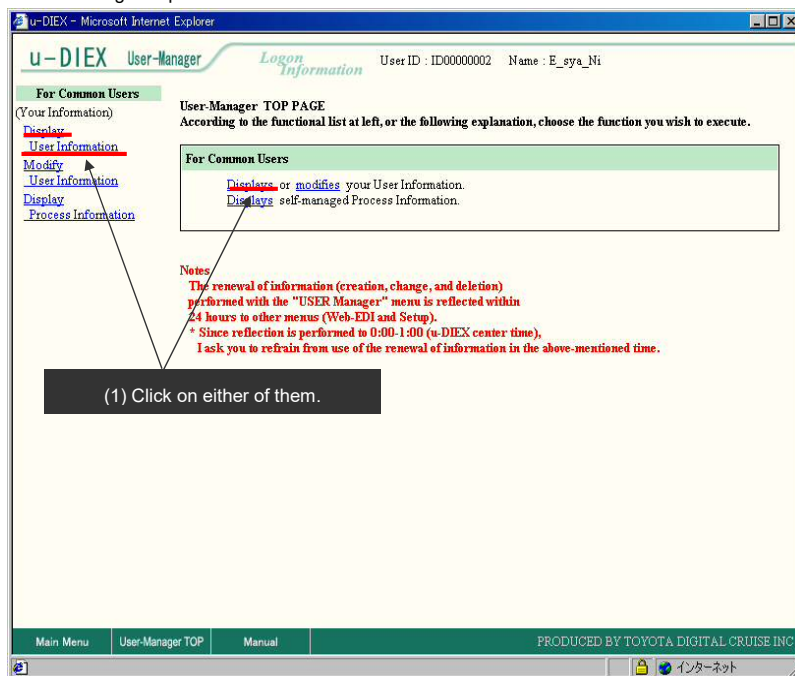
[Operating explanation with the screens]

Explains the procedure for user information display in the overview by using Web-EDI screen.

-Display logon user information

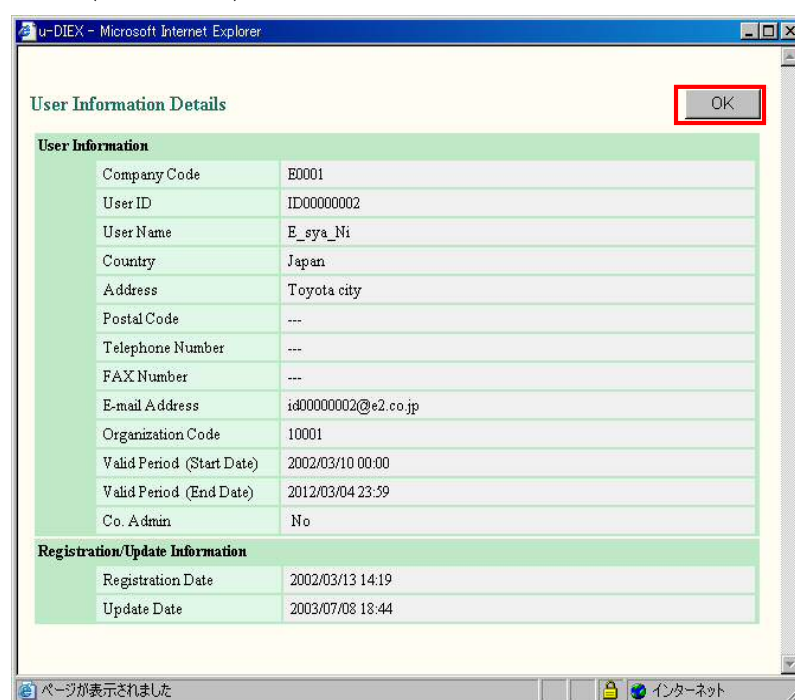
(1) Click on “Display User Information” or “Displays your User Information” for common users.

<User-Manager Top>



(2) User Information Details screen is displayed.

< Details (User information) >



(2) Screen is closed by clicking "OK" button.